

LIST OF SAMAGRI / ITEMS

1. Wedding Ceremony:

- a. LAGNA CHITHTHI/letter of marriage, MITHAI/sweets, KANKOTRI/marriage invitation card.
- b. **GHAN BHARVO:**
Three BAJATH/low height square seat-table, Red KAPAD/cloth, GHAAU/wheat grains, Red PANCHDI, Seven SOPARI/betel-areca nuts, Seven KHAREK/dry dates, Seven PAN/betel leaves, GOR+DHANA/ jaggery+dry whole coriander, CHOKHA/rice grains, KANKU, PHOOL/flowers, ABEEL, GULAL,GHEE-NO-DIVO/ghee lamp, AGARBATTI, GANESHJI-NI-MURTI/Lord Ganesh's idol, Two PHOOL-NA-HAAR/garlands, MACHIS/matchbox, Three silk KHESH/handkerchief-scarf.
- c. **PESH BHARVI:**
KANKU,CHOKHA/rice grains, Seven SOPARI/betel-areca nuts, Seven PAN/betel leaves, Seven KHAREK/dry dates, Seven SUKA-HALDAR-NA-GANTHIA/dry whole turmeric, One NARIYER/coconut, PHOOL/flowers, Five rupees and twenty five paisa
- d. **PITHI CHORVI :**
One BAJATH/ low height square seat-table, One TARAK/wooden thin stick, One SARIYO/metal thin stick, Two silk KHESH/handkerchief-scarf, TEL/oil, SUKI-HALDAR-NI-BHUKHI/turmeric powder.
- e. **KHANDA KHANDI KARVI:**
One SUPDU, CHOKHA/rice grains, Four SOPARI/betel-areca nuts, Four twenty five paisa coins, Four one paisa coins, Two SAMBELU.
- f. **SADIYA DADIYA:**
KANKU, CHOKHA/rice grains, One THALI, SUKI-HALDAR-NI-BHUKHI/turmeric powder, CHOKHA-NO-LOT/Rice flour, TEL/oil, PHOOL/flowers, GHAAU-NO-LOT/Wheat flour.
- g. **KHATU NAVRAVAVU:**
KANKU, CHOKHA/ rice grains, TEL/oil, SUKI-HALDER-NI-BHUKHI/turmeric powder, DAHI/yogurt, MANTODU/mud-clay.
- h. **GANEPAAAT VADHAVAVA :**
- i. Two BAJATH/low height square seat- table, Three KHESH/handkerchief-scarf, KANKU, CHOKHA/rice grains, Two NARIYER/coconut, Red DORO/thread.
- j. **GRAH SANTEK :** List of items to be taken from the Brahmin/priest.
- k. **KHORA ORVA:**
Two BAJATH/low height square seat-table, Three silk KHESH/handkerchief-scarf, TEL/oil, KANKU, CHOKHA/rice grains, One SARIYO/metal thin stick, One TARAK/wooden thin stick, Four PAPAD, Four KHAREK/dry dates, Four SOPARI/betel-areca nuts, Four twenty five paisa coins, Four GHARA, Four SUVADI, Four SADIYA, Four DADIYA, One CHHANU/dry cow dung cake.
- l. **UKARDI NAUTARVI:**

One CHHANU/dry cow dung cake, One TARAK/wooden thin stick, One SARIYO/metal thin stick, One SADIYA, One DADIYA, One GHARA, One SUVADI, One KHAREK/dry dates, One SOPARI/betel-areca nut, One PAPAD, One RAMAN-DIVO, One LOTO (metal pot with water), MITHAI/sweets pack, KANKU, CHOKHA/rice grains, PHOOL/flowers, One envelope with money.

m. **SHANTEK NU MANTODU:**

One THALI, One LOTO, One silk KHESH/handkerchief-scarf, One TABETHO or One CHAMCHI/spoon, KANKU, CHOKHA/rice grains.

n. **MATLA MANDVA:**

One silk KHESH/handkerchief-scarf, KANKU, SUKI HALDAR-NI-BHUKHI/turmeric powder, white KAGAL/paper or white KAPAD/cloth piece, Two MATLA/earthen pots, Two GHADVA, Two NARIYER/coconut, Four PHOOL-NA-MORIYA/tiny flower garland, PHOOL/flowers, Two SUKI KOPRA-NI-VATI/dry coconut vati, Fourteen SOPARI/betel-areca nut, Fourteen KHAREK/dry dates, Fourteen SUKI HALDAR-NA-GANTHIYA/dry turmeric stick, Fourteen PAPAD, Fourteen PAN/betel leaves, Fourteen SADIYA, Fourteen DADIYA, Fourteen GHARA, Fourteen SUVADI, GOR+DHANA/jaggery + whole coriander, GHANU-NI-SEV, SHREE GANESHJI-NI-MURTI/Lord Ganesh's idol, Loose Coins, One envelope with eleven rupees for home MATLA Second envelope with money per your wish for foi MATLA, List of items to be taken from Brahmin/pujari.

o. **GRAH SANTEK VIDHI:** List of items to be taken from Brahmin/pujari.

p. **BARULO VADAVAVO:**

One DHOTIYU or KAPAD/cloth for ANTARPAT, Seven SOPARI/betel-areca nut, Seven KHAREK/dry dates, Seven SUKI HALDAR-NA-GANTHIYA/dry turmeric stick, Seven PAN/betel leaves, Seven SADIYA, Seven DADIYA, Seven SUVADI, Seven GHARA, one NARIYER/coconut, Loose coins, One LAKADI/wooden stick-walking cane, One water LOTO.

q. **VARADH GHADO :**

Two water LOTO, Two silk KHESH/handkerchief-scarf, KANKU, CHOKHA/rice grains, One NARIYER/coconut, PHOOL/flowers.

r. **BATH :**

KANKU, CHOKHA/rice grains, TEL/oil, SUKI HALDAR-NI-BHUKHI/turmeric powder, DAHI/yogurt, MANTODU/mud-clay, PHOOL-NO-HAAR/flower garland, KALGI/flower bouquet, One BAJATH/low height square seat-table, PESH-NU-NARIYER.

s. **JAAN:**

CHOKHA/Rice grains, twenty five paisa coins, LOTO, NARIYER/coconut, AANTARPAT-DHOTIYU or KAPAD/cloth, GHATDI, Fourteen SOPARI/betel-areca nut, KARI-GANTHI, LAGNA CHITHTHI/letter of marriage, RAMANDIYA, AKHIANA-NI-THALI, PHOOL-NO-HAAR, GHAN-BHARTI-VAKHAT-NA-CHOKHA. One BEDU/LOTO with water, on top NARIYER with CHOTLI out-ups.

t. **GANESH PUJAN :**

SELU/expensive saree, CHANIYO/petticoat, CHOLI/blouse, SANKADA/silver-gold chains for ankles, DAGINO/jewelry, Two SAKAR-PADA, KERA/bananas, Two PAN/betel leaves,

Two NARIYER/coconuts, Two PHOOL-NA-HAAR/flower garlands, Two GAJARA/hair flower rings, Seven SOPARI/betel-areca nut, KANKU,CHOKHA/rice grains, One water LOTO.

u. **KALVO KHAVDAVAVO :**

THALI/big metal plate, silk KHESH/handkerchief-scarf, MITHAI/sweets, SUKI HALDAR-NI-BHUKHI/turmeric powder, BHAT/cooked rice, KANKU, CHOKHA/rice grains, water LOTO, One PAN/betel leaf.

v. **CHAKRI:** Three water LOTA, One NARIYER/coconut, Coins.

w. **HARAGVANI VIDHI:**

BAJATH/low height square table-seat, SARIYO/metal thin stick, TARAK/wooden thin stick, VAROI, SAMBELU/wooden pestle, VELAN/rolling pin, Four BHAT-NI-LADVI/cooked rice balls, Four MATI-NI-LADVI/mud-clay balls, One silk KHESH/handkerchief-scarf, One SAMPUT = made by inverting one KORiyU-clay bowl over another and tying both with red thread, AKHIYANA-NI-THALI, KANKU, CHOKHA/rice grains.

x. **LAGNA MANDAP – HASTMELAP:**

All the items as per the list provided by the Brahmin/ pujari, in addition bring Two PHOOL-NA-HAAR/flower garlands for KANYA/bride &VARRAJA/bridegroom, MITHAI/sweets, GHATADI, KARI-GANTHI, KANKU, CHOKHA/rice grains, PHOOL/flowers and few Coins.

y. **TOPLO :**

TOPLO/bamboo basket, THALI, VATKI/small metal bowl, LOTO, Pant piece for VARRAJA/bridegroom, DAL+CHOKHA/lentils+rice grains, KANKU, CHOKHA/rice grains, SAREE for mother- in- law, One NARIYER/coconut, SOPARI/betel-areca nut, PAGHADIVATO/envelope with a token money.

z. **GAANTHIDA CHHODVA :**

Five KACHI-GAU-NA-LOT-NI-PURI/unfried wheat flour puri, Five PAN/betel leaves, Five SOPARI/betel-areca nut, KANKU, CHOKHA/rice grains, DUDH-NE-PANI/water with little milk, KODI, KHANGRA, Two or Five NARIYER/coconuts, Coins.

2. SEEMANT :

PATLO/low height rectangle seat, Red KAPAD/cloth, Red PANCHADI, GHAU/wheat grains, PAN/betel leaf, SHREE GANESHJI-NI-MURTI/Lord Ganesh's Idol, Two SOPARI/betel-areca nut, Coins, KANKU, CHOKHA/rice grains, PHOOL/flowers, ABEEL, GULAL, Two PHOOL-NA-HAAR/flower garlands, PANCHAMRUT, GOR+DHANA/jiggery +whole coriander, FALFALADI/fruits, SUKO-MEVO/dry fruits, DAROI/green grass twigs with three leaves only, Two silk KHESH/handkerchiefs-scarf.

a. **KHODO BHARVO :**

Two BAJATH /low height square seat –table KANKU, CHOKHA/rice grains, Fourteen PAN/betel leaves, Two NARIYER/coconuts, Two SUKA-KOPRA-NI-VATI/dry coconut's vati, Two packets of SUKA-DHANA/dry coriander, Two packets of JEERA/cumin,

Fourteen SOPARI/betel-areca nut, Fourteen BADAM/almonds, Fourteen KHAREK/dry dates, Fourteen AKHAROT/walnuts, Fourteen SUKI-HALDAR-NA-GANTHIA/dry turmeric pieces, Fourteen VANS-NA-GANTH/bamboo knots, Fourteen UNDER-NI-LINDI, Fourteen MITHU/salt pieces, Fourteen ELACHI/cardamom, Fourteen LAVING/cloves, Fourteen ANJEER/figs, Fourteen KAMAL-KAKDI, Fourteen VAD-NA-TETA/banyan tree roots, Fourteen AALU/dry plums, Fourteen SAAKAR pieces, Fourteen KAJU/cashew nuts, Two PHOOL-NA-HAAR/flower garlands, one BAJATH.

3. CHHATHI NI VIDHI :

THALI, Six PAN/betel leaves, Six SOPARI/betel-areca nut, Six BARU sticks, Six threads made up of six strings, all threads dipped in KANKU – two for legs, two for hands one for waist and one for neck, one NARIYER/coconut, One MESH-NI-DABBI, BLANK PAPER, Red/blue BALL-PEN, Six BHAKHRA-NI-LADVI, GHEE-NO-DIVO, AGARBATTI, MACHIS/match-box, PHOOL/flowers, KANKU, CHOKHA/rice grains, SINDOOR, VAL/beans, TOPLO, FOI-NA-ZABHALA-TOPI/clothes brought by FOI of the born child.

4. BARABARIYA POOJAN :

Twelve CHOKHA-NO-LOT+SUKI-HALDAR-NI-BHUKHI-small PUDALI, Twelve SOPARI/betel-areca nut, Twelve Coins, VAL/beans, NAGLI/ragi seeds or RAI/mustard seeds, KANKU, PHOOL/flowers, SUKI-HALDAR-NI-BUKHI/turmeric powder, CHOKHA/rice grains, Twelve BARU sticks, MESH-NI-DABBI, Two water LOTOS, PATLO/low rectangle seat, NARIYER/coconut, GHEE-NO-DIVO, AGARBATTI, Two PHOOL-NA-HAAR/flower garlands, MACHIS/match- box, One BAROTIYU/ cotton diaper, Two MORIYA/tiny flower garland for LOTOS.

5. ASHUBH – DEATH:

PANCH-AAMAN = Whole MAG/moong, TUVER-NI-DAAL/yellow lentil OR CHANA-NI-DAL/split chick peas, Whole GHAU/wheat, CHOKHA/rice grains, TAL/sesame seeds, Money as per your wish. DIVO, AGARBATTI, MACHIS/match-box, water LOTO, GHEE, CHANDAN/sandalwood powder, KANKU, TULSI-NA-PAN, GANGAJAL/holy water, SONA-NI-RAJ/gold tiny piece, TAMBA-NA-PAISO/copper coin, TULSI-NI-MALA, SUKHAD-NI-LAKDI/sandalwood sticks, SUKA-TULSI-NA-DANDA/dry sticks of TULSI, One NARIYER/coconut, SOPARI/betel-areca nut, AADU/ginger, PENDA, BAJ/Paper dish, VATKI/bowl,PATLO/low rectangle seat, MAMRA/rice puffs, PAN/betel leaf, NIRANJAN/diya, PHOOL-NO-HAAR/flower garland, PHOOL/flowers, DIVEL/castor –oil, BAJ/paper dish.

a. SARVA-NI-VIDHI:

For the ceremony of SARVANI-VIDHI take the list from the Brahmin and get all the items as per the list. In addition AADU/ginger, GHAU-NO-LOT/wheat flour, KHAND/sugar, GHEE, BHAGWAD GEETA, CHANDI/silver items – SWARG-NI-NISANI/ladder , GAI/cow with VACHHARDU/calf, TULSI-NU-KUNDU/ tulsi pot, SAATHIYO, VAHAN/ship, NIRANJAN/diya, TAMBA-NI-TARBHANI / copper dish, RUMAL/napkin, BATH TOWEL/towel, CHOKHA-NO-LOT+URAD-NO-LOT-NA-PIND/big balls – made from rice and urad daal flour. TEL/hair oil, KANSKI/comb, Two packets of KANKU, Two SOPARI/betel-areca nut, PAN/betel leaf, PENDA/sweets, PAPER and BLACK PEN.

b. FIRST RUSHI-PAANCHAM=KARAPAVI:

Five types of fruits, KAKADI, KAR-NA-CHOKHA or SAAMO or regular CHOKHA, DUDH/milk, KHAND/sugar, PAKU-SIDHU, DAKSHINA/a token money.

c. **FIRST DHARO AATHAM=KARAPAVI :**

CHOKHA/rice grain, DARELI-KHAND/refine-grind sugar, KHAJLOOR/dates, KAKADI, MAKHAN, Fruits, KOPARA-NI-VATI, THALI, VATKI, GHEE, NIRANJAN, his/her one pair KAPADA, DUDH/milk, KHAND/sugar, TEL/oil, PAKU-SIDHU.

d. **DIWALI-NA-DIVA=AASHO VAD AAGIYARAS:**

PHOOL, AAGARBATTI, MATCHIS, GHEE, Four KODIYA/clay bowl, Four KULLI/tiny clay LOTO, Four GAU-NA-LOT-NI-KACHI-PURI, CHANOTHI, KODI, PAKU SIDHU, DAKSHINA/a token money

e. **FIRSTMAKAR-SANKRANT=KARAPAVI :**

THALI, VATKI, LOTO, MAG/moong, TAL/sesame seeds, TAMBA-NI-TARABHANI, TAMBA-NU-KODIYU, GHEE, his/her one pair KAPADA, DAKSHINA/a token money.

SPECIAL NOTE:

IF ANY ITEM IS UNAVAILABLE, example: UNDER-NI-LINDI, VANS-NI-GANTH etc., DO NOT SUBSTITUTE, ONE CAN STILL COMPLETE THE CEREMONY IN FULL FAITH COMPLETELY WITH BALANCE AVAILABLE ITEMS.

SHUBH PRASANG (Auspicious Events)

14th December onwards till 13th January is considered to be inauspicious (KAMURTA). During this period auspicious ceremonies can't be done or avoided.

1. Wedding Ceremony:

a. VIVAH/Engagements:

- i. As soon as VIVAH/Engagement is fixed, VIVAH ceremony to be performed at KANYA/girl's home. At this ceremony parents of VAR/boy shall give a SUKAN/Omen – good gesture – a token money to KANYA/girl and parents of KANYA/girl will also give as a SUKAN/Omen a token money to VAR/boy.
- ii. At leisure with mutual understanding, when VAR/boy's family first invites only KANYA/girl for meal at their home, they will also give KANYA as a SUKAN/Omen a token money or SARI. In turn, KANYA/girl's parents will invite only VAR/boy for meal at their home and give VAR/boy as SUKAN/omen a token money.

b. CHALANA FERAVAVA :

THIS CEREMONY IS OPTIONAL ONLY AND SUBJECT TO MUTUAL CONSENTS OF BOTH FAMILIES.

First the ceremony of CHALANA FERAVAVA will be held at KANYA's home in presence of limited close family members only of both side and light NASTA-PANI/Snacks, soft drinks will be served.

VAR's family may follow and invite at their home close family members of both side for NASTA-PANI/light snacks or lunch/dinner.

c. MOSADIA MANAVAVA :

When their son or daughter is getting married, the mother goes personally to invite PIYARIA/her brother and his family. She takes with her MITHAI, snacks etc. This ceremony can also be done as per the individuals wish and convenience.

d. LAGNA PRARAMBH :

- i. KANYA's family should get LAGNA CHHITHTHI written by the Brahmin. Then five or seven days before the day of marriage KANYA's brother or uncle or any other relative should go in person to VAR's family. He should carry MITHAI along with LAGNA CHHITHTHI.
- ii. Both families should go to temple with own KANKOTRI on their own – not together-, also place second at the puja place or temple of their own home. Both family deliver KANKOTRI to each other.

e. GHAN BHARVO :

Both KANYA's and VAR's families should perform this ceremony five or three days before marriage.

Items – all as per listing and worship SHREE GANESHJI either on your own or with the help of Brahmin.

An unmarried girl/KUNVARIKA should be seated on the left hand side of VAR or KANYA. VAR or KANYA + KUVARIKA shall wear PHOOL-NO-HAAR.

f. **PESH BHARVI :**

VAR or KANYA to be married should be seated and their hands and feet- washed with water in upward manner (CHADTA), with wet KANKU upward marks on them, put CHOKHA on them, put in their hands seven SOPARI, seven PAN, seven KHAREK, seven SUKI-HALDAR-NA-GANTHIA, five rupees and twenty five paisa, above all items, one NARIYER with CHOTALI facing outwards, sprinkle CHOKHA all over them and PAGE LAGAVU/bow down.

g. **PITHI CHORVI :**

The lady who is going to perform this ceremony should take SARIYO in right hand and TARAK in left hand. Cross both the hands in such a manner that the right hand remains above the left hand. Dip the SARIYO in TEL and TARAK in SUKI-HALDAR-NI-BUKHI, start applying from the feet, knees and shoulders, then uncrossing the hand and apply on the head. In addition to the mother other FOUR married ladies should perform this rite in the above mentioned manner.

h. **KHANDA KHANDI KARVI :**

Take 1- 1/4 kg of CHOKHA from the items of GHAN BHARVO, put them in SUPDU, put in that CHOKHA, four SOPARI, four twenty five paisa coins, and four pai. Those four ladies who did PITHI CHORVA-NI ceremony should put PHOOL, KANKU and CHOKHA on CHOKHA in SUPDU and PAGE LAGVU/bow down. Two ladies should stand and two sit down, one standing lady and one sitting lady should hold SAMBELU in their hands, same way the other pair should hold another SAMBELU and all of them should try to grind CHOKHA - repeat four times. All four ladies should distribute SOPARI, twenty five paisa coins and pai among themselves. CHOKHA in SUPDU should be taken along with to welcome VARRAJA, VADHAVA-MATE, in the marriage ceremony.

i. **SADIYA DADIYA :**

Take CHOKHA-NO-LOT in one plate, four married ladies other than the mother put/VADHAVE with KANKU, CHOKHA, PHOOL and PAGE LAGVU/bow down. Divide CHOKHA-NO-LOT into two equal parts, in one part add SUKI-HALDAR-NI-BHUKHI and make its dough. Make SADIYA(round) DADIYA(flat)- each 26 pieces from this dough/first part. Make dough from the remaining second part of CHOKHA-NO-LOT without adding anything to it and cook it in steam. Make small PURI from the steamed dough which is to be deep fried in TEL/oil. These PURIS are called GHARA. Then plain dough made from GHAN-NO-LOT, make PURI and deep fry them. These PURIS are called SUVADI. We have prepared four items i.e. SADIYA, DADIYA, GHARA and SUVADI as above method. Each item requires 26 pieces; however try to make some extra for safe side.

j. **KHATU NAVDAVAVU :**

This ceremony is done two days before the marriage day at VAR's side and one day before at the KANYA's side. The mother and four other married-SAUBHAGYAVATI ladies – each lady one by one - will put KANKU-NO-CHANLO and CHOKHA on the forehead of VAR/KANYA, apply TEL and SUKI-HALDAR-NI-BHUKHI in upward direction/CHADTA beginning from feet, hands, shoulders and on the cheeks – each lady four times only. After this put the mixture of DAHI/yogurt and MANTODU in the hair of VAR/KANYA in upward direction/CHADTA. Each lady should repeat this four times. VAR/KANYA can take bath and get ready for the next ceremony.

k. **GANEPAT VADHAVAVA :**

At VAR's place this ceremony is to be done two days before the marriage in the evening and at KANYA's place it is done the day before the marriage in the evening. The mother of VAR/KANYA should hold their right hand and make them sit on BAJATH. KUNVARIKA should be seated on the left hand side of VAR/KANYA. KANKU-NO-CHANDLO should be done on the forehead of both-VAR/KANYA, put some CHOKHA on it, hands and feet KANKUTHI CHADTA PIRVA, untie PESH, take out all the items from PESH. Place all the items in the hands of VAR/KANYA inclusive NARIYER should be kept in such a way that its CHOTALI is facing outside. In order to easily identify, PESH-NU-NARIYER, tie red-DORO or make Ganesh on NARIYER, so it is not exchanged with other NARIYER.

The mother and other ladies take another NARIYER and exchange it with PESH-NU-NARIYER in VAR/KAYA's hand four times, finally keep PESH-NU-NARIYER in VAR/KANYA's hands. If it is possible, the opposite side family can come for GANEPAT-VADHAVAVA OR send NARIYER to the opposite side family with one of the family member. On the day of this ceremony, BHOJAN – RASAWALA-MUNG, MACHHALI-TARELI/fry fish and SUKA-BOOMLA+BATAKA is to be cooked for the dinner.

l. **GRAH SANTEK:**

Traditionally this ceremony is done the day before marriage at VAR's place and on the same day in the morning at KANYA's place.

m. **KHORA ORVA :**

The mother will make VAR or KANYA seated on BAJATH. The mother plus four SAUBHAGYAVATI ladies will apply TEL – follow each step exactly as per PITHI-CHORVI method. Except mother same four ladies who had perform the ceremony of applying TEL, will sit in front of VAR or KANYA – from left to right - in one line, same sequence, spread their SARI-PALAV in their lap/KHORA-MA. VAR or KANYA will make KANKU-CHANDLO on the forehead of all these four ladies, apply CHOKHA on it. VAR or KANYA should sprinkle KANKU in their lap, CHOKHA, put one GHARA, one SUVADI, one SADIYA, one DADIYA, one PAPAD, one KHAREK, one SOPARI and one twenty five paisa coin using his or her both hands. Take one CHHANU and touch the lap of three ladies, put it in the lap of fourth lady. Similarly SARIYO and TARAK should touch the lap of three ladies and place in the lap of the fourth lady.

n. **UKARDI NAUTARVI :**

VAR or KANYA should sit on BAJATH, at the place where Ganpati STHAPNA was done, VAR or KANYA should not look back/behind. Mother and MAMI of VAR or KANYA along with the other ladies of the family should go out of home, taking along with them - CHHANU, SARIYO, TARAK, one SADIYA, one DADIYA, one GHARA, one SUVADI, one KHAREK, one SOPARI, one PAPAD, one pack of MITHAI, one water LOTO and lighted RAMAN-DIVO, one envelope with a token money.

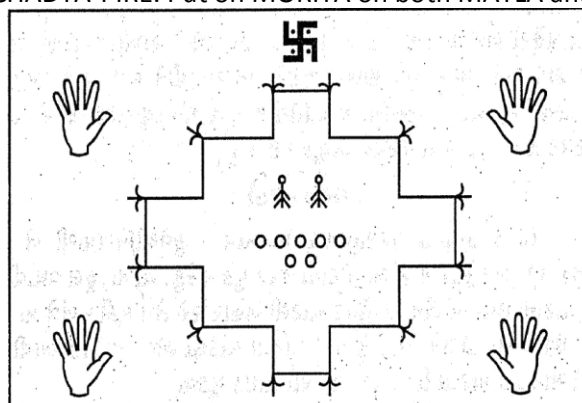
Outside of house, on the ground mother has to sprinkle some water. On the same place, sprinkle KANKU, CHOKHA and PHOOL. MOTHER will place CHHANU on same place, put all the items on it, Mother should do a CHANDLO+CHOKHA on the forehead of MAMI, Mother shall wash MAMI's feet, apply KANKU on feet in upward direction/CHADTA-PIRVA. Now MAMI should pick up all the items except CHHANU and enter the house along with the other ladies.

o. **SHANTEK NU MANTODU :**

After completion of UKARDI NAUTARVI ceremony, VAR or KANYA can get up from the seat. The lady – MOTHER or other SAUBHGYAVATI lady- who will actively perform the wedding ceremony should not go out of house in this ceremony. All other ladies of the family will go out of the house along with AKHIYANA-NI-THALI. Only four ladies should participate in this ceremony. One by one, each lady out of four - sprinkle water four times on the ground/JAMIN, sprinkle/VADHAVE KANKU+CHOKHA+PHOOL, four times dig ground with TABETHA+CHAMCHI, take some MANTODU each time, place in THALI. Bring MANTODU to home, put in the middle of the place where SHANTAK-CHORI is being made.

p. **MATLA MANDVA :**

This ceremony is same for both VAR and KANYA's side. On a piece of PAPER or white KAPAD draw as per below picture, patch it on the wall where MATLA sthapan is being perform. Mostly Shree Ganesh-Puja is done by the local Brahmin however depending on circumstances one can perform themselves. After completion of Shree Ganesh-Puja, mother and father of VAR or KANYA, Foi herself wear PHOOL-NO-HAAR and start MATLA-VIDHI, both two MATLA and GHADVA - FOI with her two middle finger – in four directions -will apply wet KANKU in upward manner/CHADTA-PIRE and middle of this KNAKU's lines -in four direction will apply SUKI-HALDAR-NI-BHUKHI in upward manner/CHADTA-PIRE. Put on MORIYA on both MATLA and GHADVA .



Place MATLA at designated place, FOI will drop/sprinkle KANKU, CHOKHA, PHOOL. First in right-hand MATLA then second MATLA in left, IN EACH MATLA, FOI will put one NARIYER-VATI, seven SOPARI, seven KHAREK, seven SUKI-HALDAR-NA-GANTHIA, seven PAPAD, seven SADIYA, seven DADIYA, seven GHARA, seven SUVADI, GOR+DHANA, GHANU-NI-SEV, seven PAN. In FOI's-RIGHTSIDE MATLA drop money as per your wish, in second HOME-MATLA drop eleven rupees. Now FOI cross her hands- right hand above/left hand below, take CHOKHA in BOTH MUTHTHI, first drop CHOKHA in RIGHTSIDE MATLA – THREE TIMES = Six MUTHTHI CHOKHA and fourth time keep LEFT-MUTHTHI EMPTY, RIGHT-MUTHTHI with CHOKHA drop in RIGHTSIDE MATLA, Total seven MUTHTHI CHOKHA. Again REPEAT same above method for second HOME MATLA. FOI will place GHADVA on top of each MATLA, take two KANKU-PIRELA NARIYER with CHOTLI out/up put above each GHADVA.

q. **GRAH SHANTEK CEREMONY :**

Brahmin ONLY control/conducts this ceremony. Our community does not have any other specific guidelines/requirements.

r. **MOSADU :**

VAR or KANYA's MAMA/MOSAR will offer MOSADU as per their choice/wish.

s. **BARULO VARAVAVO :**

This ceremony is to be done by VAR's family only. Take one DHOTIYU-AANTARPAT, seven SOPARI, seven KHAREK, seven SUKA-HALDAR-NA-GANTHIYA, seven PAN, seven SADIYA, seven DADIYA, seven GHARA, seven SUVADI, one NARIYER, and five twenty five paisa coins. Put all these items in DHOTIYU, make a knot then tie it at the top of LAKADI. This is called BARULO. VAR will take this BARULO on his right shoulder, wear the shoes given by his mama, take water LOTO in one hand and run away from MANDAP, his MAMA chases him, Mama brings him back to MANDAP, gives him money as per his wish. Next day, DHOTIYU used in BARULO must be taken with you- VAR's family to the marriage place where DHOTIYU will be used as AANTARPAT in the ceremony of marriage.

t. **VARADH - GHADO :**

Parents of VAR or KANYA will take two LOTOs fill with water from well or tap, put one LOTO over another, sprinkle KANKU, CHOKHA, PHOOL and PAGE LAGAVU/bow down. On top of LOTO, put NARIYER-KANKU-THI-PIRELU with CHOTLI out/top. Both – father+mother – lift this LOTO together, bring it to the place where MATLA sthapan , put at right side by right side FOI's MATLA .

u. **GOTREJ POOJAN :**

This ceremony is done ONLY at VAR's place. If there is GOTREJ of SHANTAK then GOTREJ-PUJA is done on the day of SHANTEK. Normally GOTREJ-PUJA done on the next day of the marriage. This PUJA timing strictly depends on individual family's own KUL-tradition.

v. **MARRIAGE DAY BATH:**

This ceremony at VAR's place is done before JAN-PRASTHAN, at KANYA's place it is done before the marriage ceremony. In addition to MOTHER, four another SAUBHAGYAVATI ladies of the family, EACH lady will make KANKU-CHANDLO on the forehead of VAR or KANYA, and put CHOKHA on it, shall apply four times SUKI-HALDAR-NI-BHUKHI and TEL on the feet , hands and cheeks in the upward direction, shall apply mixture of MANTODU+DAHI/yogurt on the head-HAIR. Upon completion of above procedure, VAR or KANYA will take bath.

After the bath with full traditional wedding dress and PESH, VAR or KANYA will sit on BAJATH at the place of MATLA sthapan. From here KANYA will go to LAGNA-MANDAP and for VAR – MOTHER or other SAUBHAGYAVATI lady

KEY PLAYER OF WEDDING, will make CHANDLO on his forehead, put CHOKHA on it, give him PESH-NU_NARIYER and PHOOL-NI-KALGI in hands and put on PHOOL-NO-HAAR.

Meantime, prior to JAN-PRASTHAN/VARGODO, VAR's side Son-In-Law/JAMAI will complete CHANDLA-VIDHI to all gentlemen and give each gentleman TINY-PHOOL-NI-KALGI for the memento of the event.

Until the end of HASTA-MELAP, VAR's MAMA shall be all the time right side of VAR, hold VAR's right hand with his own right hand for all movement of the event.

w. **JAAN :**

Before leaving the house, VARRAJA will go in own house temple – PAGE LAGE/bow down. On the UMBRA of the house place CHOKHA, put twenty five paisa coin and above it put one SOPARI, and VARRAJA shall step out of home -with right foot first, Outside a KUVARIKA shall stand with BEDU, with NARIYER on top - carrying on her head, remove NARIYER, shall drop some coins in BEDU, give her a token money, and VARRAJA should drink some water from BEDU.

The sister of VARRAJA shall carry CHOKHA of GHAN BHARVA-NI-VIDHIWALA, for VADHAVAVA. In JAAN, family of VARRAJA shall carry with them –DHOTIYU/AANTARPAT, GHANTADI, fourteen SOPARI, KARI-GANTHI, LAGNA-CHITHTHI, RAMAN-DIVO, AAKHIYANA-NI-THALI, PHOOL and water LOTO. Now JAAN process begins with PUJA of VARRAJA's BAGI/chariot, break one

NARIYER in front of BAGI. On the way to LAGNA-MANDAP, VARRAJA and Mother or another SAUBHAGYAVATI lady – key player of wedding, will visit temples to worship GOD, break NARIYERS on CHAR-RASTA/four corners and joy of firecrackers.

Generally, JAAN will proceeds to UTARA-PLACE first or depending on circumstances JAAN/VARGHODO straight go to LAGNA-MANDAP.

x. **GANESH POOJAN :**

VARRAJA's four sisters along with male + elderly respected members of the family shall go to UTARE or LAGNAMANDAP, one sister of VARRAJA shall make CHANDLO on KANYA's forehead with KANKU, put CHOKHA on it, wash KANYA's hands and feet with water in upward direction, KANKU THI CHADTA PIRVA, and place PHOOL-NO-HAAR on KANYA's neck and to seating along with – KUVARIKA also shall get CHANDLO + PHOOL-NO-HAAR as above. Place VENI in KANYA's hair, on KANYA's hands place one PAN, seven SOPARI, one NARIYER, SAKAR-PADO and KERA, and to KUVARIKA – put one PAN, One NARIYER in hand. For KANYA, give her one SELU, one CHANIYO, CHOLI, CHANDI-NA-SAKRA and GARENA / ornaments.

y. **KALVO KHAVDAVAVO :**

After completion of GANESH POOJAN only, KANYA's BHABHI, KAKI along with other ladies will proceeds to JAAN's UTARE or LAGNA-MANDAP with one THALI, MITHAI, SUKI-HALDAR-NI-BHUKHI, BHAT, KANKU, CHOKHA, one PAN, one water LOTO. One lady will sprinkle water on VARRAJA, make CHANDLO, put CHOKHA on it, feed MITHAI four times.

z. **CHAKRI :**

When VARRAJA arrives at LAGNA-MANDAP, from KANYA's side her sister and other girl with three water LOTOs with NARIYER on top – above her head, will step forward to welcome him, MAMA of VARRAJA will remove NARIYER from top of LOTOs, take water from each LOTO turn by turn, sprinkle water on VARRAJA's feet, MAMA will give a token money to LOTO carrying girl as per his wish, take possession of all LOTOs.

aa. **HARGVANI VIDHI :**

VARRAJA shall be standing on BAJATH, KANYA's mother shall HARGE – with SARIYO, TARAK, SAMBELU, VELAN – each item, to show VARRAJA four times, now- take one BHAT-NI-LADVI in her EACH hand , OVARE four times – from head to feet, first two rounds LADVI to throw in PURVA/east-PASCHIM/West directions, last two rounds LADVI to throw in UTTAR/north - DAKSHIN/South directions. Repeat same procedure with four MATI-NI-LADVI, four times SAMPUT OVARE, place SAMPUT in front of VARRAJA's right foot, VARRAJA shall break SAMPUT with his right foot, broken pieces of SAMPUT to be taken by VARRAJA's mother in AAKHIYANA-NI-THALI, KANYA's mother shall take PESH-NU-NARIYER with her, KANYA's mother will hold right hand of VARRAJA, help him step down of BAJATH.

bb. **LAGNA MANDAP – HASTAMELAP :**

Brahmin shall perform – control all religious rites of LAGNA. KANYA's MAMA will hold KANYA's right hand, bring her to MANDAP, VARRAJA's mother shall make CHANDLO, put CHOKHA on it, take PESH-NU-NARIYER from KANYA – put it in her own lap, place

GHANTADI on head, place KALI-GHANTHI on neck. Brahmin will proceed with all rites. Only four MANGALFERA, for first three FERA – VARRAJA will be in front, fourth FERAKANYA will be in front, KANYA's brother will press VARRAJA's ANGUTHO/toe of right feet, VARRAJA will give him a token money as per community guidelines.

cc. **AKHAND SAUBHAGYAVATI KEHVANI VIDHI :**

Upon completion of LAGNA, total eight SAUBHAGYAVATI ladies – four from VARRAJA's side – four from KANYA's side, shall come forward and say "ISHWAR PARVATI NU SAUBHAGYA" in KANYA's right KAN/ear.

dd. **KANSAR JAMADVO :**

VAR and KANYA shall feed MITHAI each other four times.

ee. **TOPLO :**

After JAAN/GORA's meal is over, both side ladies and gents come forward and take sit in MANDAP, Son-in-law of KANYA's family will bring and put in center - baggage of KANYA and TOPLO consisting of – THALI, VATKI, LOTO, VARRAJA's Pant piece, VAR-MOTHER's SAREE, one envelope with a token money for VAR's father/VEVAI, one NARIYER, a bag of DAL+CHOKHA. VARRAJA's sister will bring KANYA in MANDAP.

Son-in-law of KANYA's family shall make KANKU CHANDLO, put CHOKHA to VARAJA and repeat in sequence – VARAJA's father-Uncle-BANEVI and other relatives. Give pant piece from TOPLO to VARRAJA.

KANYA's mother shall make KANKU CHANDLO on VAR's mother forehead, put CHOKHA on it, gives SARI from TOPLO to VAR's mother who will go inside and wear or keep/take home with her. It is a tradition to give SARI to grand-mother of VARRAJA. KANYA's father shall give money for PAGHADIVATA to VAR's father and JAN will proceed to go home-VIDAIGIRI.

VAR and KANYA along with their parents will go to KANYA's place where MATLA STHAPELA and PAGE LAGE/bow down/pray GOD in front of MATLA together, VAR and KANYA will PAGE LAGE/bow down ONLY to elderly on KANYA's side family. KANYA's elderly will give both of them blessings only – avoid to give money.

VIDAI – leaving the home, KANYA shall place SOPARI, COIN, CHOKHA on UMBRA, step out with the right foot first on UMBRA.

Similarly, VAR's side – while entering the home step in with right feet first, directly go to MATLA STHAPELA , both VAR+VAHU together, along with VAR's father + mother PAGE LAGE/bow down/pray GOD. Now send KANYA to the place of UTARO.

ff. **GANTHIDA CHHODVA :**

Next day, preferably in the morning or before the sunset, VAHU will take bath, wear the cloth given in GANESH-POOJAN and begins ceremony. Family member will make five GHANU-NI-KACHI-PURI. Both VAR and VAHU with GHANTADI, CHEDA-CHHEDI, proceed to the place where MANDVA- MUHARAT's pillar, place PAN and on top put PUREE-COIN-SOPARI, with SAMBELU – crush/KHANDVU four times, VAHU's position is half seating and VAR standing, VAHU will hold SAMBELU in bottom and VAR will hold SAMBELU on top, start crushing/KHANDA-KHANDI ceremony. Repeat at all four pillars of MANDVA as well as the center of SHANTEK place.

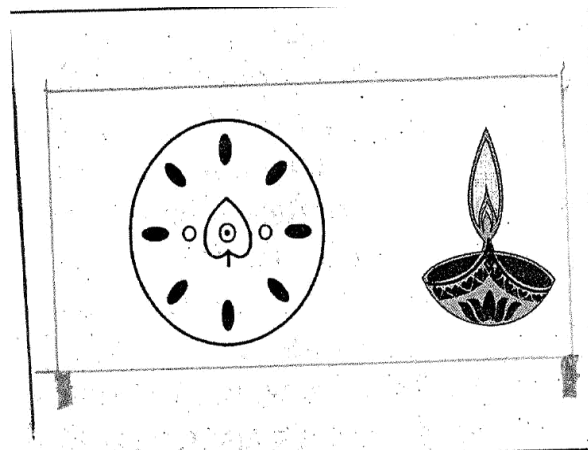
Entering home go to MATLA STHAPAN place, both VAR+VAHU each other four times untie MINDHAL turn by turn – first VAR then VAHU. Family member will make DUDH-NE-PANI , put in KHANGRA + KODDI and VAR+VAHU shall put their wedding rings- start playing with palm of each other in DUDH-NE-PANI. First four times EACH, VAR will tie CHHEDA-CHHEDI and VAHU will untie then VAHU will tie CHHEDA-CHHEDI and VAR untie.

KANYA's parents or someone from parents of KANYA with NARIYER and Coins shall go to VAR's place and greet the parents -elderly, VAHU shall PAGE LAGE/bow down to her in-laws and give NARIYER + Coins to both of them. VAHU will also repeat same for the couple – key player – who has performed wedding ceremony. Avoid three NARIYER instead two or five more repetitions as above. To other elderly family members VAHU will give ONLY Coin and PAGE LAGE/bow down each of them.

gg. **SHEEMANT :**

DHEN-VAHU = pregnant daughter-in law. As per DHEN-VAHU's wish we may apply PTTHI on her three days prior to the ceremony.

On a PATLA spread the red KAPAD, make GHANU-NO-MANDAP.



Make eight heaps of GHAU, in the middle - put PAN, on top of PAN place red PANCHADI, and on it place Shree GANESH-MURTI, put SOPARI one each – both side of MURTI, put money. Now DHEN-VAHU and her husband, both wear PHOOL-NA-HAAR, sit in front of Shree GANESH-MURTI, take all the items as listed, perform GANPATI-PUJA.

hh. **KHODO BHARVO :**

SAUBHAGYAVATI lady, who is going to perform this ceremony, shall make KANKU CHANDLO to DHEN-VAHU, put CHOKHA on it, PIYAR-KADHE, place PHOOL-NO-HAAR and DHEN-VAHU will do the same way as above to this lady. Then she shall make DHEN-VAHU sit on BAJATH. Now the SAUBHAGYAVATI lady will wash the hands and feet of DHEN-VAHU, apply KANKU on hands/feet in upward direction/CHADATA-PIRE, DHEN-VAHU will spread PALAV- PATLI-NO-NICHENO-CHHEDO of her SAREE in her lap/KHORO. In DHEN-VAHU's KHORA, VIDHI-performer lady shall sprinkle KANKU, as per listing – put each item seven pieces – one by one/turn by turn. Then VIDHI-performer lady will take CHOKHA in both MUTHTHI, three times – cross her hands with right hand above left hand and drop CHOKHA in KHORO – total six MUTHTHI-CHOKHA, and last seventh MUTHTHI CHOKHA to drop with CHOKHA in right hand MUTHTHI only- left MUTHTHI empty. In turn now VIDHI-performer lady shall sit and DHEN-VAHU will repeat the same procedure as above and put some money in KHORA.

ii. **NARIYER GABDAVAVU :**

DHEN-VAHU shall take out NARIYER from her KHORA, KHORA-VIDHI/performer lady will sit and DHEN-VAHU will NARIYER GABDAVE in VIDHI/performer lady's KHORA then DHEN-VAHU will sit and VIDHI/performer lady will follow same procedure. This procedure should be repeated four times.

jj. **RAKHDI BANDHVI :**

Sister in law of DHEN-VAHU will make KANKU CHANDO on forehead and put some CHOKHA on it and tie RAKHADI on the wrist of her right hand.

kk. **BUHAT MAARVI :**

Brother in law of DHEN-VAHU and DHEN-VAHU shall make KANKU-CHANDLO on each other's forehead, put CHOKHA on it. Both of them shall spread wet KANKU in their palms and apply KANKU on each other's cheek in upward direction – repeat four times.

ll. **MOSADU :**

Parents of DHEN-VAHU will do MOSADU, put on PHOOL-NO-HAAR on son-in-law's neck and give him PHOOL-NI-KALGI and PHOOL-NO-HAAR + VENI for own daughter. Parents will give their son-in-law PAGHDIVATO, one pair of KAPADA for own daughter, one SAREE for daughter's mother-in-law/VEVAN, her daughter's father-in-law/VEVAI PAGHDIVATO and BUHATIYA/daughter's brother-in-law a token money. Give Brahmin DAKSHINA/a token money.

mm. **GOTREJ :**

Both, DHEN-VAHU and KHODO-BHARVO-VIDHI/performer shall keep all the items of their lap/KHORA tied to their waist till GOTREJ-PUJA is completed and lunch/BHOJAN is

over. Both of them shall do GOTREJ-PUJA as per own family norms/rites. Both of them will have BHOJAN then they can untie the items of KHORO. After BHOJAN, parents of DHEN-VAHU can take her with them/TEDI-LAVE to their home/PIYER, DHEN-VAHU will wear KAPADA/clothes given to her in MOSADU, put on VENI in hair. PIYARIYA will provide her PHOOL-NO-HAAR, KALGI, five SOPARI, DHEN-VAHU will put PHOOL-NO-HAAR on her husband's neck, KALGI in his hands, give him five SOPARI in his hands and she will bow down/PAGE-LAGE to her husband. DHEN-VAHU shall bow down/PAGE-LAGE to her mother-in-law and father-in-law and give them NARIYER, a token money. Parents of DHEN-VAHU will give her NARIYER, SOPARI and a token money. She should also PAGE LAGE/bow down to other elders present and give them a token money. Her sister-in-law will take her /TEDI-LAVE to their home, give her some snacks/NASTO, place VENI in her hair and she distributes JALEBI.

On the next day, PIYARIYA invite their daughter and son-in-law for lunch/VAYNU-JAMVA. They put CHOKHA and a token money in their daughters' lap/KHORO. Daughter will take CHOKHA from her KHORA, place four times CHOKHA in THALI. Parents give their son-in-law five SOPARI.

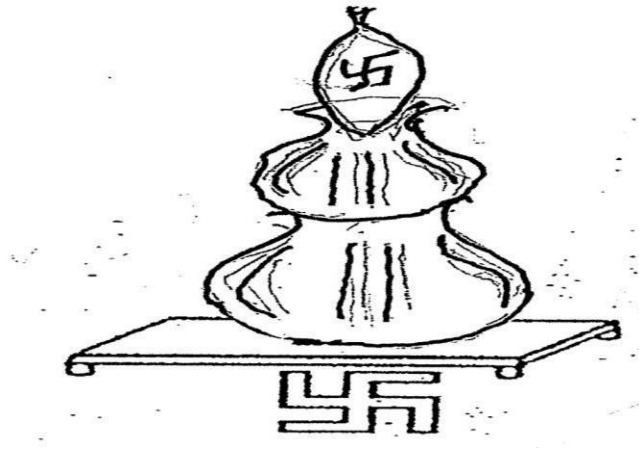
nn. **CHHATHI-NI-VIDHI :**

As per listing keep all the items ready in one THALI, on this day cook VAL – avoid VAGHAR. This ceremony commence in the evening – on auspicious CHOGADIYA. Mother shall take seat with facing in the east direction, place baby in her KHORO, put PUJA-THALI away from the mother, should NOT touch this THALI. Any one SAUBHAGYAVATI lady from the family, will take turn by turn from the THALI, make KANKU-CHANDLO on SOPARI in the THALI, put SINDOOR on LADVI, Make KANKU mark (PIRVU) on NARNIYER, place all items properly in THALI, outside/beside THALI – put one lighted GHEE-NO-DIVO, lighted AGARBATTI. FOI shall put on/PEHARAVE the baby her ZABHALA-TOPI/KAPDA, tie red DORO on baby's hands, legs, waist, neck - make KANKU-CHANDLO on baby's forehead, place CHOKHA on it, apply MESH/black lash on eyes and FOI shall place baby in the mother's KHORO. Now the mother will herself make KANKU-CHANDLO, put CHOKHA on it, shall repeat same to baby, apply MESH on herself and baby, sprinkle PHOOL, KANKU, CHOKHA in THALI from distance. The mother shall utter "Hai Vidhata, mari-ma, mara balak na Sara lekh lakhajo" – bow down/PAGE LAGE - pray GOD for baby's well-being. At night, at the time of sleep, another SAUBHAGYAVATI will put open BALLPEN, place lighted DIVO in THALI and top of THALI shall put TOPLO on it, the mother should not look at the lighted DIVO. Next day if the baby is BOY then distributes LADVI to BOYS and if baby is GIRL then distributes LADVI to GIRLS.

oo. **BARA BARIYA PUJA :**

The day when baby become eleven days old, the mother shall perform PUJA of windows and doors. One day before, this ceremony. In the evening, soak in water, in TAPALI, NAGLI or RAI and VAL. On the day of ceremony, drain the water first, add SUKI-HALDAR-NI-BHUKHI on NAGLI or RAI + VAL. In one VATKI put SUKI-HALADR-NI-BHUKHI and CHOKHA-NO-LOT, in second VATKI put KANKU, place all above in THALI along with

PHOOL, PAN, SOPARI, Coins, BARU STICK, NARIYER, MESH, GHEE-NO-DIVO, AGARBATI, MACHIS, Two PHOOL-NA-HAAR, Three MORIYA, The mother will tie baby's BAROTIYU to her waist, sit facing east, shall start PUJA, draw KANKU-SANTHIYA on paper or ground, put PATLA on it, on PATLA – place first LOTO with water in center, make KANKU marks with both middle fingers of right hand on four sides of LOTO – CHADTA-PIRE, in the middle of KANKU lines, repeat marking with HALDAR in four directions, take PHOOL dip in KANKU, CHOKHA and put quarter and a cent into this first LOTO, tie MORIYO around the neck of LOTO. Take second LOTO with water and repeat method as above of first LOTO, place second LOTO on top of first LOTO, on top of second LOTO, put NARIYER-KANKU-THI-PIRELU only-likewise both LOTOS- , make SWASTIK mark on NARIYER with KANKU, tie MORIYO, keep CHOTLI out/upward.



The mother will first light DIVO, AGARBATTI, take the baby in her KHORO, and herself will first make KANKU-CHANDLO on her forehead, put CHOKHA on it, apply MESH on her eyes, put PHOOL-NO-HAAR on neck, then she will do KANKU-CHANDLO on baby's forehead +put CHOKHA on it, apply MESH on baby's eyes, put POOH-NO-HAAR on baby's neck. First at the place of LOTO – mother will BABY-NE-PAGE-LAGADE, then mother shall sprinkle water and KANKU CHHATANA in front of PATALA on floor/paper dish, make three separate DHAGLI/heaps of VAL and RAI, put all items¹² each PAN,SOPARI,COINS,PUDLI,BARU-NI-SARI on middle DHAGLI. Mother shall PHOOL + KANKU+CHOKHA VADHAVI PAGE LAGE/bow down. Now take out each item except BARU-NI- SARI-based on count of UMARA+BARI-5 or 7 or 11 each and put all these items back in THALI. Do UMRA + BARI/window PUJA, start with main entrance door, outside the door, on UMRA sprinkle water then KANKU on three DHAGALI as made above, on the middle DHAGALI put a PAN, a PUDLI, a Coin, a SOPARI, PHOOL – each time one piece only-, sprinkle KANKU, CHOKHA, PHOOL on all and bow down/PAGE-LAGVU, On both side of BARSHAKH/frame of door make marks – three times each with KANKU, HALADAR

in upward direction/CHADTAPIRE, follow same procedure for other UMARA, BARI, BARNA of home and after completion of above PUJA, take all items from THALI place in paper, put these all items in paper - in KHAR-KUVA or SINK-specially in foreign country.

Mother shall wash THALI, spread her PALAV, sit by the place of LOTO in her PALAV other SAUBHAGYAVATI lady shall drop CHOKHA, a token money. Now mother will take out from her PALAV four times little CHOKHA in THALI, shall give other SAUBHAGYAVATI lady -who performed VIDHI – SOPARI from KHAR-KUVA or SINK which this other lady should eat.

pp. **GORNI :**

Optional only, if family wish, they can invite, five days before LAGNA, five SAUBHAGYAVTI-LADIES/GORANI for meal = HARKHA-NI-GORANI. Preferably LAPSI is cooked for meal.

qq. **GORNI OF MARRIAGE :**

LAGNA-NI-GORNI is depending on own family traditions/rites.

rr. **SEEMANT- NI- GORANI :**

This strictly depends on your own family traditions and own GOTREJ.

ss. **KHATALA- NI- GORNI :**

If the family wishes, can entertain only after three or five or seven months of delivery/SUVAVAD. They may invite five SAUBHAGYAVAT ladies for meal. Make DUDHPAK for meal.

ASHUBH / Inauspicious –(NIDHAN/Death)

If a person's health – at home/hospital-, in very serious/critical-on the verge of life line then family member with PANCH-AAMAN, touches right hand of the person on it, put it in a nearby temple – this is optional to relieve the person from the suffering.

Even if the funeral is not done, we can light AGARBATTI-DIVO in front of his/her photo.

GENERALLY, DAYS ARE COUNTED FROM THE DAY OF THE DEATH, IN OTHER WORDS, DAY OF THE DEATH IS e.g. AUG 01 THEN NAVMU ON AUG 09 LIKEWISE TERMU ON AUG 13.

Give a SNAN/BATH to body, put on KORA-KAPADA/new-unused cloth, if lady KAPADA/cloths from her PIYER, PIYERIYA shall give a token money for KAFAN-LAKDA. With person's head in UTTAR-DISHA/north, keep same position of head all the time– sprinkle TAL in SAB-VAHINI/casket, on top place body in sleeping position, make KANKU-CHANDLO to him, if VIDHAVA lady make CHANDAN CHANDLO, if SAUBHAGYAVATI lady- PIYAR-KADHI make KANKU-CHANDO to her, apply GHEE on right leg toe and body, place in his/her mouth – TULSI-NU-PAN + GANGAJAL + SONA-NI-RAJ + TAMBA-NO-PAISO/copper coin, on neck place TULSI-NI-MALA, put on PHOOL-NO-HAAR and if SAUBHAGYAVATI lady - place VENI too, place one NARIYER + SUKHAD-NU-LAKDU + TULSI-NA-SUKA-DANDA.

At funeral home, after BHAJAN and PUSH PANJALI, it is last journey of husband, his wife will herself take off all SAUBHAGYA-NO-SHRINGAR (MANGAL-SUTRA + BANGDI + VINTI + NAK-NI-JAR + CHANDLO) and put these items in her husband hands, in other words, RANDISARA-NI-VIDHI.

Proceeding from funeral home to SAMSHANBHUMI/crematory, make sure head is in front, SABVAHINI/casket will be lifted by KUTUMBI/close relatives, before placing SABVAHINI/casket turn it to make head position in opposite direction. Now AGNIDAH-KARNAR person shall sprinkle, on body, KANKU + CHOKHA + TAL + PHOOL + GANGAJAL, apply GHEE on face, hands and right leg toe. Take LOTO with water and lighted AGARBATTI, without looking at back, make four rounds around body UNDHA-PHERA/in anticlockwise direction, on his/her right ear utter four times RAM-NAM. For AGNIDAH, SABVAHINI/casket position facing chimney with leg in front, place it halfway, perform AGANIDAH by placing lighted GHEE-NO-DIVO + AGARBATTI at his/her feet and KUTUMBI shall push it in chimney. Person performing AGNIDAH shall now press switch on. Now sprinkle water on all present in funeral, KUTUMBI/immediate-close family members will stand in one line, everybody will do JAYSHREE-KRUSNA to them and proceed for home.

Do not bring AASHTHI home, preferably will dispersed it along with PHOOL+CHOKHA in river/sea, before starting DAASA-VIDHI/tenth day rites.

Upon arrival at home, AGNIDAH performer shall take bath first and KUTUMBI/immediately family members will take bath too. Select location of VAAS, place there photo of deceased, VATKI-UNDHI-MUKAVI/inverted bowl, at the same spot place VAAS – in one BAJ/paper dish put five or seven PENDA + AADU-NI-TUKDI , keep aside lighted GHEE-DIVO, lighted AAGARBATTI, four times around BAJ, PANI-OVARVU, make pieces of PENDA, take LOTO with water and go outside of home with above. First

sprinkle water- four times- on ground, place VAAS-NI-DISH on top of it, sprinkle water on top of VAAS, before entering home, wash hand/feet, sprinkle water on head. TULSI-MA-PANI-REDVU/water tulsi plant. From the of death or from the day of AAGNI-SANSKAR till NAVMU/ninth day, consecutively, each day in the morning repeat VAAS as above + at the selected place of VAAS.PENDA + AADU-NI-TUKDI's VAAS from the day AGNI-SANSKAR till NAVMU only.

Only in the evening – each day till TERMU/thirteenth day, DIVEL-DIVO/castor oil Diya to be lighted outside the home by GOKHALA/out of main entrance of home.

MEAL: Deceased own family shall strictly cook + eat VEGETARIAN food only and refrain from cooking + eating of Non-vegetarian food. Time frame for strictly vegetarian food is starting from the day of the death until TERMA-VIDHI ends.

Upon completion of VAAS-VIDHI, inside home, UTHAMNA-NI-VIDHI start – SAUBHAGYAVATI lady of the family shall place PATALO, sprinkle water on it + put one PAAN on it, put SOPARI on top of PAAN, put some MAMARA and other three ladies shall repeat as above – total four times only, uplift PATALO – take it outside home with you, four same lady shall repeat same procedure as above-on PATALO, place PATALO UNDO-MUKAVO/upside-down, while this VIDHI is being handle by ladies, all male members shall step out of home along with one PAN + SOPARI + HATHODI/hammer, proceed to nearby garden, preferably son-in-law of the family or any other person shall put on ground – PAN, on top SOPARI, break SOPARI with HATHODI, distribute pieces of SOPARI to KUTUBI, KUTUMBI will eat it, balance pieces of SOPARI throw in four directions, enter home, any relative will write a letter/e-mail, short-incomplete, with title ASHUBH, requesting other relative to pass on this sad news to friends/families.

1. BHATHI-NAKHAVI :

On the day of AAGNI-SANSKAR, with time framing, it is impossible for the family to cook any food at home, and as courtesy, first KUTUMBI shall arrange for lunch and simple dinner will be served by PIYERIYA. Family can start cooking at home only after UTHAMANA.

2. SUTKARA :

Must refrain from any and all religious ceremony nor shall engage in any PUJA. If deceased is parental then married daughter is called SUTKARA for three days from the day of the death or from the day of the death until the completion of AAGANIDAH/funeral. If the death is in the family then own family as well KUTUMBI is called SUTKARA for thirteen days from the day of the death until TERMA-VIDHI ends.

If a birth of child then own family is SUTKARA for 40 days and KUTUMBI is SUTKARA for 11 days, from the day of birth.

3. SUTAK :

From the day of death till TERMA-NI-VIDHI, family should not perform PUJA at home temple whereas KUTUMBI can perform PUJA at their own home temple only after SUTAK.

As convenience, select a day for SUTAK, preferably on ninth day – avoid Sunday & Tuesday OR if you have do not have other option, do it on fifth or seventh day, before surmise – KUTUMBI will complete SUTAK/hair-cut+shaving+wash hair.

Before SUTAK do not bring any items of SARVA-NI-VIDHI in home instead keep these items at nearest house of family/friends.

4. **SAARAVA-NI-VIDHI:**

These rites are completely, to be performed by BRAHAMIN only, family will abide in compliance of his directive fully. While these rites are in process, DO NOT – clean/swipe in home, comb hairs, wash KAPADA.

From DAASA/tenth day through TERMU/thirteenth day, daily, put VAAS of DUDHPAK + PURI + A DROP OF GHEE. If possible, invite people who carried/uplifted body at funeral for lunch, daily from tenth day till thirteenth day. For DAASA, make ten PURI – fry it in GHEE, AADU-NI-KATKI, DUDHPAK. Put VAAS in one BAJ/paper plate, first sprinkle water on the spot, in front of deceased photo, place VAAS on the same spot, on VAAS-BAJ/Paper dish, around VAAS – BAJ/dish four times PANI-OVARVU/sprinkle water, PAGE LAGAVU/bow down. Now from VAAS take out two whole PURIs – one each for GAI + KUTARA and keep aside inside home then make pieces of PURIs for VAAS rites. Now proceed for VAAS – take VAAS –BAJ/paper dish + PANI-NO-LOTO, step outside of home, first CHHANTA-NAKHAVA/sprinkle water on the selected spot – on ground, place VAAS –BAJ/Paper dish on top of this spot, on VAAS's dish four times CHHANTA-NAKHAVA/sprinkle water to complete VAAS rites. Before entering home, wash hands + feet and sprinkle water on head. This VAAS contents and method remains unchanged from DAASA thru TERMU + VAARSI-CHHAMASI + first year of death each month on TITHI/day of the death. On DAASA NI GORNI.

After completion of VAAS rites of deceased, proceed with GAI + KUTARA VAAS – DUDHPAK + One PURI each already kept aside in home + ready RASOI/cooked meal e.g. SHAK + DAL +BHAT, go outside of home , place VAAS-BAJ/paper dish preferably under the tree and enter home. This VAAS contents and method remains unchanged from DAASA thru TERMU + VAARSI-CHHAMASI + first year of death each month on TITHI/day of the death.

For AAGAYARMU/ eleventh day, make eleven PURI -, for TERMU/thirteenth day thirteen PURI - same as DAASA.

On TERMU/thirteenth day, first along with lighted GHEE-DIVO, put KULER-NO-VAAS = Mixture of GHANU-NO-LOT + KHAND/sugar + GHEE +AADU-NI-KATKI then DUDHPAK-PURI-NO-VAAS – follow same VAAS/rite method. On TERMA it is tradition to give BRAHMIN PANCH-AAMAN, this is not limited to own/immediate family/KUTUMBI also other family/friends can give same to BRAHMIN, Own family shall put in THALI - PANCH-AAMAN + Fruits + SIDHU + VATKI full of GHEE + NIRANJAN with lighted divo+ LOTO with water – give this THALI to BRAHMIN along with items

of CHANDI –SIDI, cow with calf, VAHAN/ship, SANTHIYO + TULSI-NU-KUNDU + Umbrella + Slippers + TULSI-NI-MALA + BHAGWAD-GEETA. Own family will also give BRAHMIN one pair of KAPADA/if diseased he – DHOTIYU+KAFANI, if she – SAREE + CHOLI + CHANIYO inclusive TAMBA-NI-TARBHANI + Hand Towel + Bath Towel OR in lieu of above any items, one can give a token money to BRAHMIN depending on circumstances.

On TERMU, PIYERIYA shall bring RANDI-SARA-NI-SAREE for their VIDHAVA/widow daughter along with TEL + KANSKI/comb + two dry KANKU packets + two SOPARI. Ladies from PIYER will proceed to the place of photo, first drop TEL-NA-TIPA at VATAKI place, make UNDHI VATAKI SIDHI, uplift VATAKI from the place. Now PIYERYA ladies will in company of other main ladies of home, step out of home, VIDHAVA/widow daughter shall apply TEL/hair oil on head + Comb hair + Wash/hands+feet+face, other ladies of the family shall do KANKU-NO-CHANDLO, during this ceremony male members shall go out of home, a short distance, along with one dry KANKU packet + one SOPARI + one PAAN + HATHODI , break SOPARI on ground – pieces of SOPARI to be thrown in four different directions, make KANKU-NO+CHANDALO to main member of the family and enter home.

On TERMU, distribution of PENDA is called MAATALI-KADHAVI. On home MATALI containing PENDA plus LADVA if made-one each – to be distributed by family to friends/relatives present. If the daughter is distributing PENDA then home family should reimburse the cost to her.

On TERMU, evening or next day morning, KUTUMBI shall invite this main family for snacks/drinks – BAHAR-KADHAVA-NI-VIDHI, after completion of this first step, in turn PIYERIYA at both party's convenience shall repeat as above, give SAREE to daughter and son-in-law a token money.

Possibly, perform one MAASIYO, during this first year, each month put VAAS of DUDHPAK + PURI + a drop of GHEE. For first year of death, in SHRADHDHA-PAKSHA avoid VAAS for any other deceased person. Until completion of VAARSI-CHHAMASI one should not engage in any SUBH/auspicious event e.g. LAAGNA/marriage. If SAUBHAGYAVATI lady died, invite five GORNI on VAARSI-CHHAMASI day.

First year of death, ONLY - first RUSHI-PAANCHAM(BHAADARVA-SUD-PAACHAM = KARAPAVI, on this day, lady shall UPAVAS/fasting, avoid KHEDELU-AANAJ/grinding grains, shall eat fruits and milk, make SAANKALPA and give BRAHMIN – five types of fruits, KAKADI, KARA-NA-CHOKHA or SAAMO or regular CHOKHA, PAAKU-SIDHU, milk, sugar plus DAKSHINA/ a token money.

First year of death, ONLY - first DHARO-AATHAM = BHADARAVA-SUD-AATHAM = KARAPAVI, main lady of home shall UPAVAS/fasting. One day before, soak CHOKHA in water and drain & dry CHOKHA , grind CHOKHA, take MAKHAN + DARELI-KHAND-MA-FINAVU, in this mixture add KHAJUR-NA-TUKDA, place this mixture on KAKADI and put VAAS of this first. Main lady will eat same, later on shall take DUDH/milk + Fruits. Invite BRAHMIN at home; give him – Fruits +

SUKO-MEVO/dry nuts + KOPARA-NI-VAATI + THALI + VAATAKI with GHEE + LOTO + NIRANJAN with lighted GHEE-DIVO + PAKU SIDHU + his or her -one pair of KAPADA.

Next day, BHADARAVA-SUD-NOM, make VAAS of DUDHPAK + PURI plus all cooked items of meal and perform VAAS-NI-VIDHI.

After the death of deceased, ONLY - on first DIWALI-MA-DIVA-DEVANA = AASO-VAD-AAGAYARAS or KARATAK-SUD-AAGIYARAS, before sun rise, family shall carry out DIVA-DEVA-NI-VIDHI. Do not fry from Aagyaras to Diwali e.g. Puri, Farsan etc., BRAHMIN will direct/guide to – TAARAPAN-KARAVU + VISHANU-PUJA + DEEP-DAN-KARAVE, take four KODIYA/bowl of clay, four KULLI/tiny LOTO of clay, KACHI-GAU-NI-PURI/uncooked puri of wheat flour, CHANOTHI, KODI along with lighted GHEE-NO-DIVO put into running water of river. Give BRAHMIN PAKU SIDHU + DAKSHINA/a token money.

After the death of deceased, ONLY - on first MAKAR-SANKRANATI = KARAPAVI, do not TATADAVAVA/roast TAL/sesame seeds. Give BRAHMIN – THALI + VAATAKI + LOTO + MAG/moong + his/her one pair of KAPADA + TAMBANI-TARABHANI full of TAL + TAMBANU-KODIYU with lighted GHEE-DIVO + DAKSHINA/a token money.

5. GORNI OF DEATH :

If SAUBHAGYAVATI lady dies, AT HER HOME – AGYARMA-NI-AGIYAR 11, BARMA-NI-BAR 12, GORNI/all SAUBHAGYAVATI ladies should be invited for meal whereas in HER PIYER-MA, TERMA-NI-TER 13 GORNI/all SAUBHAGYAVATI ladies should be invited for meal. In this ceremony to all GORNI – PIYAR-KADHAVI, make CHANDO, put CHOKHA on it, place KARI-GANTHI on MANGAL-SUTRA or other ornaments on their neck, ABIL + GULAL sprinkle on left shoulder of each lady, their feet with KANKU – UTARTA PIRVA/ downward direction. For meal make DHUDH-PAK, as per your wish, give each GORNI- ARISO/mirror + SUKU-KANKU + CHANDLO + BANGDI/bangles + Coins OR VASAN/utensil.

As long as her husband alive, after his wife death, at his place, preferably, each year on MARAN-TITHI day, family should invite five SAUBHAGYAVATI ladies only for meal and repeat above for VARSHI – CHHAMASI/VIDHI too.


AANYA PRASANGO - OTHER OCCASIONS:

1. NORINAUM:

SRAVAN SUD NAUM = NORINAUM, on this day, married lady shall UPAVAS/fasting for well-being of her children, prepare meal of VAADDU = NAVJAT-NU-KATHOR/nine types of lentils, make ROTALA – THAPELA by hands - of JUVAR-NO-LOT + add little URAD-DAL-NO-LOT. For MASALA – refrain CHHARI/knife, KATAR/scissor, use SIKKO/coin or SANASI to crush and by hand make smallest pieces or usual MASALA preparation method as per own family traditions-KUL rites.

After completion of PUJA till next day, AVOID USAGE of sharp tools e.g. CHHARI/knife, KATAR/scissor.

Make NORIYO from JUVAR-NO-LOT + add little URAD-NO-LOT, from left over of mix LOT make - KACHO DIVADO/uncooked diya, make nine CHANAKI, nine DIVADA – roast it on TAVA without TEL/oil.



Wash PATALA/SUPADU, on PATALA put PAAN, on top of PAAN place NORIYA-MAMA, place on top of NORIYA-MAMA – PIRU/yellow- dip in HAALDAR KAPAD. Now as per above sketch put CHANAKI + lighted TEL-NO-DIVO , PUJA performer lady, herself, shall do CHANDLO – KANKU+CHOKHA, in eyes – MESH-AANJAVI and will do CHANDLO to NORIYA-MAMA, place JUVAR-DHANI on NORIYA, NORIYA-MAMA-NE MESH-AANJAVI, VADHAVE/sprinkle – AABIL + GULAL + DAROI + PHOOL, put DUDH in PAAN and drop on NORIYA, four time PANI-OVARAVU , PAGE-LAGAVU/bow down.

Keep lighted DIVO/SAKSHI-NO-DIVO till UTHAPAN, preferably UTHAPAN before sunset, once again PAGE-LAGAVU/bow for pardoning of any mistakes, take all things, go outside home – under any tree, sprinkle water four times there, place NORIYA-MAMA openly, sprinkle DUDH + PANI under tree nearby NORIYA , give CHANAKI + DIVADA to KABUTAR – CHAKALA.

2. **DHAN-TERAS:**

AASO VAD TERAS = DHAN TERAS , select SUBH CHOUGHADIYA / start DHAN PUJA, make KANKU SAANTHIYO on PATALA, place TAMBA-NI-THALI on it, place lighted GHEE DIVO + AAGARBATTI besides it, put PANCHAMRUT and PRASAD.

In one TAPALI or big TARABHANI put all coins of PUJA + own used DAAGINO and wash with PANCHAMRUT both coins + DAGINO, wash again with clean water & dry it, place these two items in TAMBA-NI-TARBHANI, add SAVA RUPIYO on it, VADHAVO/sprinkle – KANKU + GALGOTA-NA-PHOOL/marigold flower + DAROI and PAGE-LAGAVU/bow down-worship. In the evening, on SUBH CHOUGHADIYA, remove all items, put in safe place.

On this day, meal is LAAPASI.

3. **KAALI CHAUDASH:**

AASO VAD CHAUDASH = KALI CHAUDASH. One day before, make ARAD-NO-NOT/VAADA-NO-LOT = mixture of JUWAR-NO-LOT + GHANU-NO-LOT + YOGURT + MASALA = AADU+MARCHA+LASAN+HING+TEL+ MITHU/salt.

Select SUBH CHOUGHADIYA of this day, first make PURI in PENA/KADEYU, and fry VAADA. For BALIRAJA VIDHI on New Year day, keep aside/reserve four PURI + four VAADA.

IF DEATH IN THE FAMILY, FOR THAT YEAR, FAMILY CANNOT FRY OR MAKE VAADA + PURI instead close relatives will give them same for BALI-PUJA. In the morning as well as in evening, put lighted GHEE DIVO, outside of home main entrance.

4. **DIWALI:**

AASO VAD AAMAS = DIWALI. On this day, select SUBH CHOUGHADIYA and perform PUJA of UMARA + BARI + KABAT. Two DIVA AADIVAT-NA/long cotton wicks, put GHEE in both KODIYA, in first KODIYA of right side, take SAVA RUPIYO + place KANKU CHANDALO + CHOKHA on it and put together with PHOOL + DAROI in KODIYA, on second left side KODIYA, take TAMBA-NO-SIKKO/coin make KANKU CHANDALO + CHOKHA on it and together with PHOOL + DAROI put in it. Businessmen shall perform CHOPDA-PUJAN, pray and start new accounts book.

First go out of home, stand -facing door, by main entrance of home, place on UMARA - right side KODIYA by right side of the entrance and left KODIYA on left side , wash UMARA with water, make SATHIYO on it and VAHDAVO – PHOOL + KANKU + CHOKHA + DAROI, PAGE-LAGAVU. Repeat same for each UMARA + Home MANDIR and in the end place both KODIYA outside of main entrance or by home MANDIR.

Meal on this day is sweet SEV/vermicelli.

5. **BALI PUJAN:**

This PUJA to be performed on KARTAK SUD EKAM. Select SUBH CHOUGHADIYA, take one PATALO – wash it, make KANKU-SATHIYO, on top of this – place LAL PANCHADI, on top of this PANCHADI – place KULLI with CHOKHA + SAVA RUPIO + TAMBA-NO-SIKKO in it, make KANKU CHANDALO and place each item turn by turn. Now on top of these, put small SHERADI-NO-TUKADO, put on top of SHERADI – one PURI + one VAADA, alongside keep light GHEE DIVO + AAGARBATTI and VADHAVO – KANKU + PHOOL + CHOKHA + DAROI – PAGE-LAGAVU. For PRASAD, put PAANCHAMRUT + SANKARIYA DANA or follow own family traditions – own KUL rites and place each item at proper location. At the time of PUJA, for SUKAN, make sure to bring/put MAG/moong + MITHU/salt.